



# BCD TRAVEL CARBON VERIFICATION STATEMENT 2020

**BCD Travel's commitment to the environment stems from the organization's abiding concern for the environment, climate change and society, which is embodied in BCD Travel's Sustainability Principles and annual Sustainability Report.**

BCD Travel recognises environmental impact and climate change among the key sustainability challenges to businesses and society; affecting economic stability, ecology and vulnerable communities.

BCD Travel is committed to assuming a leadership role in environmental protection and climate change mitigation while pursuing our business aspirations and enhancement of workplace practices.

BCD Travel have adopted a number of environmental initiatives across their offices to measure and reduce its' impact on the environment.

## **Verification**

Alphacello have used the GHG Protocol Corporate Accounting and Reporting Standard (revised edition), and emission factors from the UK Government's GHG Conversion Factors for Company Reporting to calculate BCD Travel's global carbon footprint.

BCD Travel do not have responsibility for any emission sources that are not included in their consolidated statement.

## GHG Emissions Data

**Table 1**

<b>Current Reporting Period - 1st January 2019 - 31st December 2019</b>	
	<b>Tonnes of CO<sub>2</sub>e (t/CO<sub>2</sub>e)</b>
Scope 1	1,086.00
Scope 2	12,034.00
Significant Scope 3	6,981.00
<b>Total Emissions</b>	<b>20,101.00</b>
Intensity measurement 'Tonnes of CO <sub>2</sub> e per FTE (12,993 fulltime employees) [1]	1.55 t/CO <sub>2</sub> e per FTE
Intensity measurement 'Tonnes of CO <sub>2</sub> e per m <sup>2</sup> of office space' (293,458 m <sup>2</sup> )	0.045 t/CO <sub>2</sub> e per m <sup>2</sup>
Business Travel - Tonnes of CO <sub>2</sub> e per FTE (12,993 fulltime employees) [1]	0.54 t/CO <sub>2</sub> e per FTE

### 1. REPORTING PERIOD

The reporting period is 1st January 2019-31st December 2019, which aligns with our company accounting period, and has been set using a fixed-base year approach.

### 2. APPROACH

We have used the GHG Protocol Corporate Accounting and Reporting Standard (revised edition), and emission factors from UK Government's GHG Conversion Factors for Company Reporting 2019[2].

### 3. ORGANISATIONAL BOUNDARY

We have used the financial control approach to identify the GHG emissions for which BCD Travel have responsibility. The boundaries of the reported emissions comprise all office/building related emissions of the BCD Travel's global estate of offices, including business travel, covering car, train and flights (long haul & domestic).

### 4. OPERATIONAL SCOPES

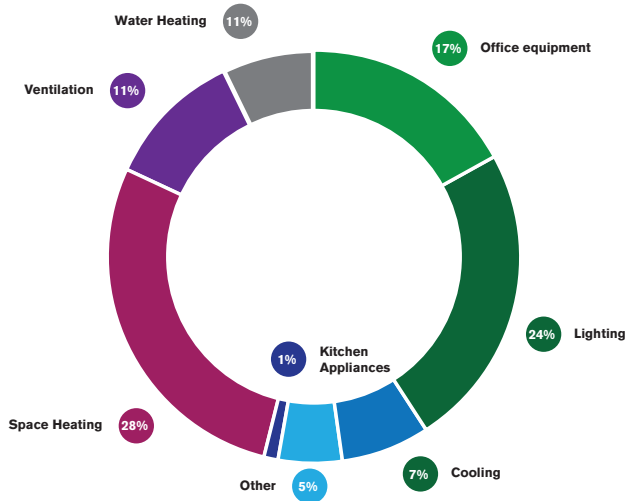
We have measured the scope 1 & 2, and significant scope 3 emissions at all of BCD Travel's wholly-owned locations.

**Table 2**

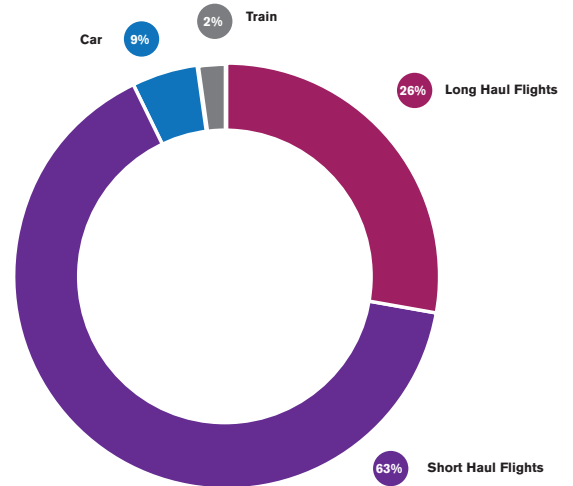
Location	GHG Emissions in Tonnes of CO <sub>2</sub> e (t/CO <sub>2</sub> e)
Argentina	153
Australia	196
Belgium	551
Brazil	483
Canada	488
Chile	163
China	141
Colombia	873
Costa Rica	287
Czech Republic	161
Denmark	389
Finland	57
France	495
Germany	3105
Hong Kong	71
India	1525
Ireland	59
Japan	241
Luxembourg	96
Mexico	928
Netherlands	786
Norway	56
Peru	221
Poland	292
Singapore	119
Spain	112
Sweden	365
Switzerland	125
UK	1176
USA	6384
<b>Total</b>	<b>20101</b>

## 5. RESULTS

Graph 1 - Office Energy Consumption Profile

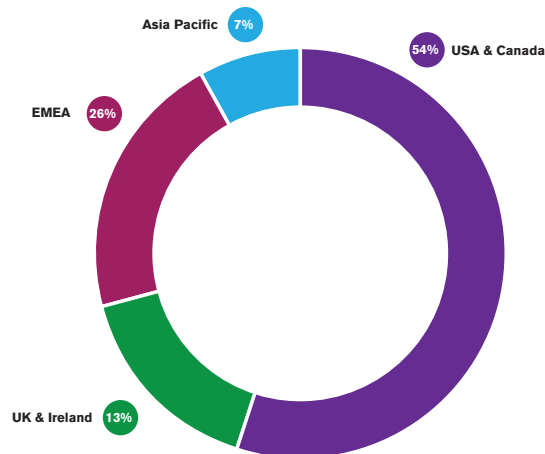


Graph 2 - Business Travel Profile



Business travel, lighting & office equipment accounts for the majority of BCD Travel's carbon footprint.

% of Total t/C02e per region



## 6. TARGETS

BCD Travel have implemented measurable targets, that have been designed to reduce their overall GHG emissions across their sites, as well as contribute to global sustainability & CSR goals (more information can be found in BCD Travel's 2019 Sustainability Update).

## 7. INTENSITY MEASUREMENT

We have used the following emissions intensity metrics to normalise the data and provide useful performance indicators;

- Tonnes of CO<sub>2</sub>e per FTE
- Tonnes of CO<sub>2</sub>e per sqm of office space
- Business Travel - Tonnes of CO<sub>2</sub>e per FTE

## 8. CARBON OFFSETS

At present, carbon offsets do not form part of our carbon mitigation strategy.

## 9. APPROACH TO ASSURANCE

### Statement of independence, impartiality and competence

Alphacello Ltd conduct an annual review of BCD Travel environmental data collation and calculation processes and provide verification of their GHG Emissions Statement.

Alphacello Ltd is an independent professional services company that specializes in quality, health, safety, social and environmental management.

We conducted this verification independently and to our knowledge there has been no conflict of interest.

Alphacello has implemented a Code of Ethics within our business to maintain high ethical standards among staff in its day-to-day business activities. The verification team has over 20 years' combined experience in conducting assurance over environmental, social, ethical and health and safety information, systems and processes, including the verification of greenhouse gas emissions data.

Signed: 

Date: 08th April 2020

---

### Notes to GHG emissions data:

1. Number of fulltime employees as of 31st December 2019 = 12,993
2. The energy conversion factors are taken from Defra/DECC's GHG conversion factors for company reporting, published in June 2019.
3. The energy conversion factors are quoted as kilograms carbon dioxide equivalent (kgCO<sub>2</sub>e) per unit of fuel.