



BCD TRAVEL CARBON VERIFICATION STATEMENT

BCD Travel's commitment to the environment stems from the organizations abiding concern for the environment, climate change and society, which is embodied in the BCD Travel Code of Conduct, CSR Principles and the BCD Travel Annual CSR Report.

BCD Travel recognises environmental impact and climate change among the key sustainability challenges to businesses and society; affecting economic stability, ecology and vulnerable communities.

BCD Travel is committed to assuming a leadership role in environmental protection and climate change mitigation while pursuing our business aspirations and enhancement of workplace practices.

BCD Travel have adopted a number of environmental initiatives across their offices to measure and reduce its' impact on the environment.

Verification

Alphacello have used the GHG Protocol Corporate Accounting and Reporting Standard (revised edition), and emission factors from the UK Government's GHG Conversion Factors for Company Reporting to calculate BCD Travel's global carbon footprint.

BCD Travel do not have responsibility for any emission sources that are not included in their consolidated statement.

GHG Emissions Data

Table 1

Current Reporting Period - 1st January 2016-31st December 2016	
	Tonnes of CO ₂ e (t/CO ₂ e)
Scope 1	1,182.84
Scope 2	10,645.56
Significant Scope 3	7,885.60
Total Emissions	19,714.00
Intensity measurement 'Tonnes of CO ₂ e per FTE (13,000 fulltime employees) [1]	1.52 t/CO ₂ e per FTE
Intensity measurement 'Tonnes of CO ₂ e per m ² of office space' (283,720 m ²)	0.07 t/CO ₂ e per m ²
Business Travel - Tonnes of CO ₂ e per FTE (13,000 fulltime employees) [1]	0.54 t/CO ₂ e per FTE

1. REPORTING PERIOD

The reporting period is 1st January 2016-31st December 2016, which aligns with our company accounting period, and has been set using a fixed-base year approach.

2. APPROACH

We have used the GHG Protocol Corporate Accounting and Reporting Standard (revised edition), and emission factors from UK Government's GHG Conversion Factors for Company Reporting 2016[2].

3. ORGANISATIONAL BOUNDARY

We have used the financial control approach to identify the GHG emissions for which BCD Travel have responsibility. The boundaries of the reported emissions comprise all office/building related emissions of the BCD Travel's global estate of offices, including business travel, covering car, train and flights (long haul & domestic).

4. OPERATIONAL SCOPES

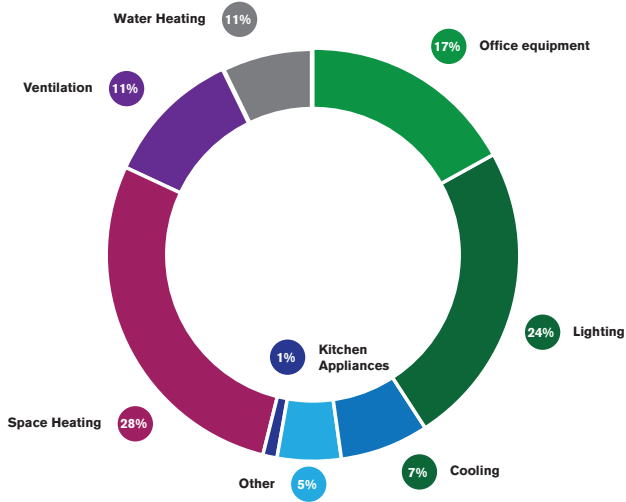
We have measured the scope 1 & 2, and significant scope 3 emissions at all of BCD Travel's wholly-owned locations.

Table 1

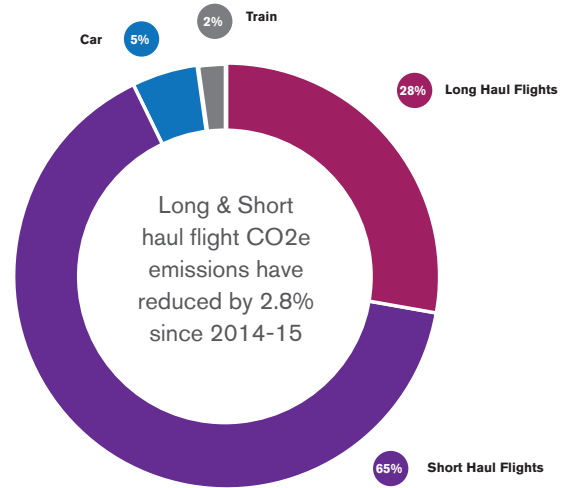
Location	GHG Emissions in Tonnes of CO ₂ e (t/CO ₂ e)
Argentina	158.00
Australia	255.26
Belgium	586.01
Brazil	497.93
Canada	510.51
Chile	168.97
China	145.60
Costa Rica	296.60
Czech Republic	166.00
Denmark	417.04
Finland	57.52
France	512.31
Germany	3250.01
Hong Kong	73.70
India	1571.08
Ireland	59.32
Luxembourg	102.46
Mexico	956.31
Netherlands	828.68
Norway	55.72
Peru	228.29
Singapore	435.01
Sweden	370.30
Switzerland	131.22
UK	1231.34
USA	6649.23
	Total 19,714

5. RESULTS

Graph 1 - Office Energy Consumption Profile

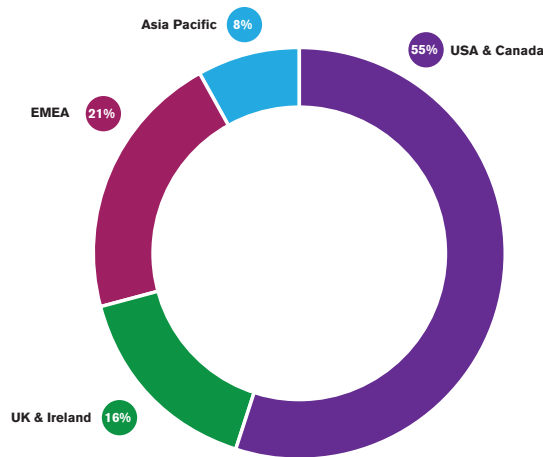


Graph 2 - Business Travel Profile



Business travel, lighting & office equipment accounts for the majority of BCD Travel's carbon footprint.

% of Total t/C02e per region



6. TARGETS

BCD Travel have implemented measurable targets, that have been designed to reduce their overall GHG emissions across their sites, as well as contribute to global sustainability & CSR goals (more information can be found in BCD Travel's GRI G4 Report 2017 and Annual CSR Report 2017)

7. INTENSITY MEASUREMENT

We have used the following emissions intensity metrics to normalise the data and provide useful performance indicators;

- Tonnes of CO₂e per FTE
- Tonnes of CO₂e per sqm of office space
- Business Travel - Tonnes of CO₂e per FTE

8. CARBON OFFSETS

At present, carbon offsets do not form part of our carbon mitigation strategy.

9. APPROACH TO ASSURANCE

Statement of independence, impartiality and competence

Alphacello Ltd conduct an annual review of BCD Travel environmental data collation and calculation processes and provide verification of their GHG Emissions Statement.

Alphacello Ltd is an independent professional services company that specializes in quality, health, safety, social and environmental management.

We conducted this verification independently and to our knowledge there has been no conflict of interest. Alphacello has implemented a Code of Ethics within our business to maintain high ethical standards among staff in its day-to-day business activities. The verification team has over 20 years' combined experience in conducting assurance over environmental, social, ethical and health and safety information, systems and processes, including the verification of greenhouse gas emissions data.

Signed: 

Date: 17th January 2017

Notes to GHG emissions data:

1. Number of fulltime employees as of 31st January 2016 = 13,000
2. The energy conversion factors are taken from Defra/DECC's GHG conversion factors for company reporting, published in June 2016.
3. The energy conversion factors are quoted as kilograms carbon dioxide equivalent (kgCO₂e) per unit of fuel.